




Company Name	Instructor	Date

**Recommended Personal Protective Equipment**

**Safety Glasses, Hearing Protection, Gloves, Above the Ankle Lace-up Work Boots, Safety Vest (while working near roadways and parking lots)**

Sequence of Basic Job Steps & Potential Hazards	Pictures	Recommended Action or Procedure
<input type="checkbox"/> <b>Examine the work area and equipment before working.</b> Stones, pine cones, sticks, or trash could injure others, yourself, or cause property damage. Slip and Falls.		<ul style="list-style-type: none"> <li>Remove any object that can be thrown by the equipment and cause injury or property damage.</li> <li>Identify areas of potential slips and falls, pine straw beds, wet walkways, etc.</li> <li>Check the condition of the mower. Make repairs, replace necessary parts, and tighten loose bolts before using</li> </ul>
<input type="checkbox"/> <b>Fuel equipment.</b> Fires, Splashing gas in eyes, or adding wrong fuel mixture.		<ul style="list-style-type: none"> <li>DO NOT SMOKE or have an open flame while fueling.</li> <li>Let equipment cool down before fueling.</li> <li>Remove cap carefully.</li> <li>Wear safety glasses when fueling.</li> <li>Ensure that you are using correct fuel.</li> </ul>
<input type="checkbox"/> <b>Starting equipment.</b> Slip or Falls, Strains.		<ul style="list-style-type: none"> <li>Ensure equipment is on level ground and will not roll.</li> <li>Follow owner's manual on choke and throttle positions.</li> <li>Ensure blades are disengaged if applicable.</li> <li>Place foot on equipment for balance and to secure it down.</li> <li>Use one arm to pull back on cord and the other should hold the equipment steady. Avoid using your back to pull.</li> </ul>
<input type="checkbox"/> <b>Use equipment to cut grass.</b> Strains/Sprains, Flying Debris, Slips, Trips, Falls, High noise levels, Vehicle Traffic, Lacerations.		<ul style="list-style-type: none"> <li>Hold equipment with both hands.</li> <li>Try to avoid twisting body, and always try to push not pull equipment.</li> <li>Wear safety glasses and always operate with guard attached and down.</li> <li>Wear work boots with good tread. Pay attention to surroundings. Wet grass can be very slippery.</li> <li>Wear appropriate hearing protection.</li> <li>Always face traffic and wear high vis safety vest.</li> <li>Wear abrasion resistant gloves.</li> <li>Mow across hills or slopes, never up or down.</li> <li>When turning, disengage drive and avoid raising front wheels too high.</li> <li>Stop operations when pedestrian are nearby.</li> <li>Never leave the machine running and unattended.</li> <li>Watch the direction of the discharge carefully. Direct it away from cars, windows, people, etc.</li> </ul>
<input type="checkbox"/> <b>Replacing blades/Clearing jams</b> Lacerations, Getting fingers/hand caught in turning attachments.		<ul style="list-style-type: none"> <li>Turn off motor and ensure blades have stopped turning before replacing or clearing jams.</li> <li>Unplug spark plug before replacing blades.</li> </ul>
<input type="checkbox"/> <b>Shut down equipment.</b> Fires from hot exhaust, Rotating attachments.		<ul style="list-style-type: none"> <li>Do not place exhaust from equipment near combustible material such as leaves.</li> <li>Keep clear of blades until they stop rotating.</li> </ul>

Employee's Name	Employee's Signature	Employee's Name	Employee's Signature